
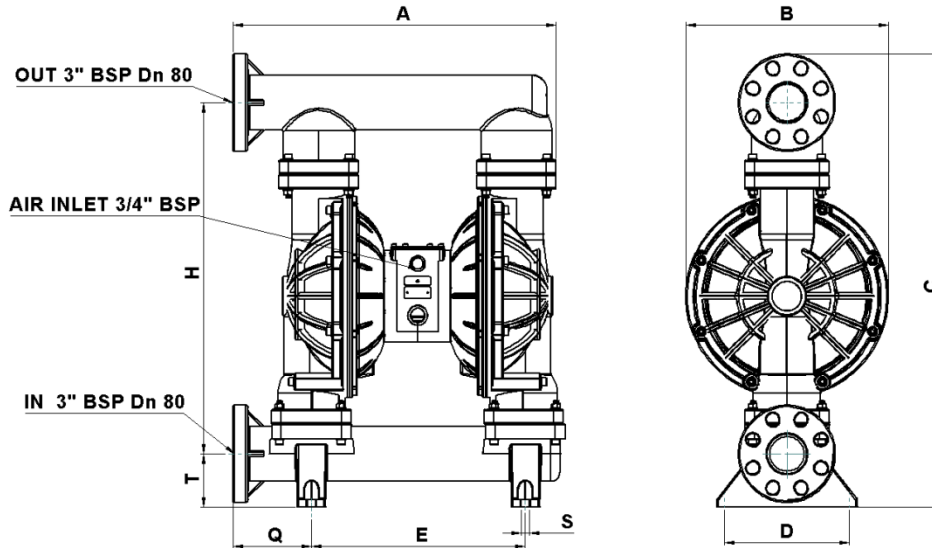
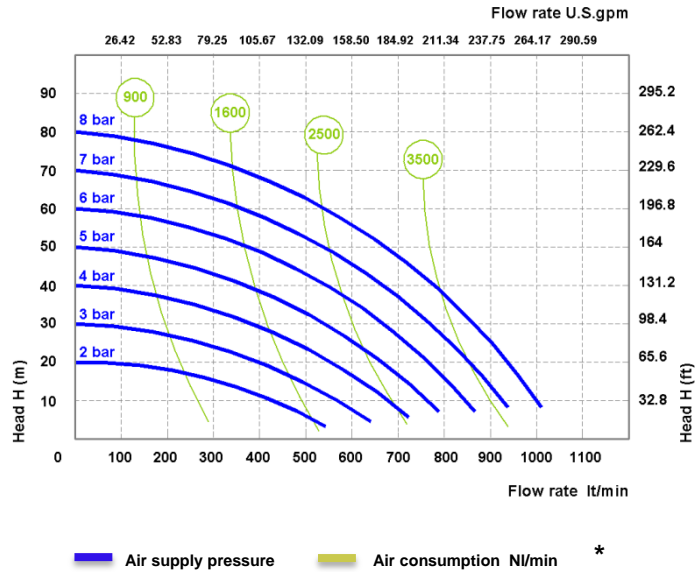


TECHNICAL DATA SHEET PHOENIX P1000



TECHNICAL DATA P1000

- FLUID CONNECTIONS : 3" BSP Dn 80
- AIR CONNNECTION : 3/4" BSP
- MAX FLOW RATE : 1050 lt/min
- MAX AIR PRESSURE: 8 bar
- MAX DELIVERY HEAD: 80 m
- MAX SUCTION LIFT DRY: 5 m
- MAX SUCTION LIFT WET: 9,8 m
- MAX SOLID PASSING: 10 mm
- NOISE LEVEL: 78 dB
- DISPLACEMENT FOR CYCLE: 2825 cc
- MAX VISCOSITY : 55.000 cps
- ATEX zone 2 : EX II 3/3 GD c IIB T135°C



PHOENIX P1000	A	B	C	D	E	H	Q	S	T	Weight Kg	Max Temperature
PP	685	417	933	258	440	723	162	16	109	50	65 °C
PVDF	685	417	933	258	440	723	162	16	109	55	95°C
ALU	570	417	838	258	368	727	105	15	58	55	95°C
AISI 316	570	417	838	258	368	727	105	15	58	120	95°C

* The curves and performance values refer to pumps with submerged suction and a free delivery outlet with water at 20°C, and vary according to the construction material. Technical data are approximate and not binding for the manufacturer who reserves the right to change them without notice at any time.

COMPOSITION

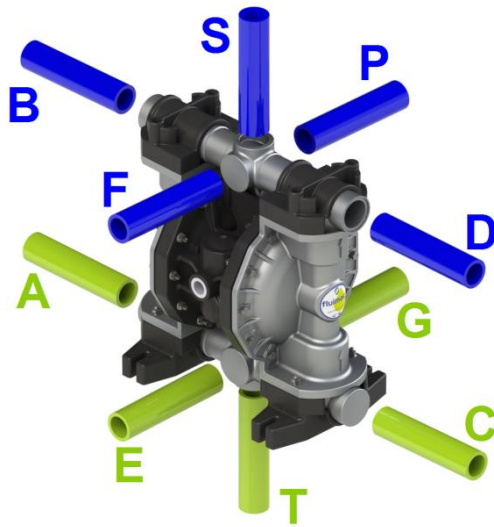
MODEL	CASING	DIAPHRAGM	BALL	SEATS	GASKET	CONNECTIONS	ATEX	PORTS IN/OUT
P1000	P= PP K= PVDF A= ALU S=SS	MT=SANTOPRENE+PTFE H=HYTREL M=SANTOPRENE	T= PTFE S= SS D=EPDM N=NBR	P=PP K=PVDF A=ALU S=SS	D=EPDM V=VITON N=NBR T=PTFE	1=BSP 2=FLANGED	- = zone 2	AB=Standard

AVAILABLE CONNECTIONS

Standard = A B (Dn 80 PP, PVDF)

IN = A-C

OUT =B-D



HOW TO READ THE CODE

